



29 OCT
2022

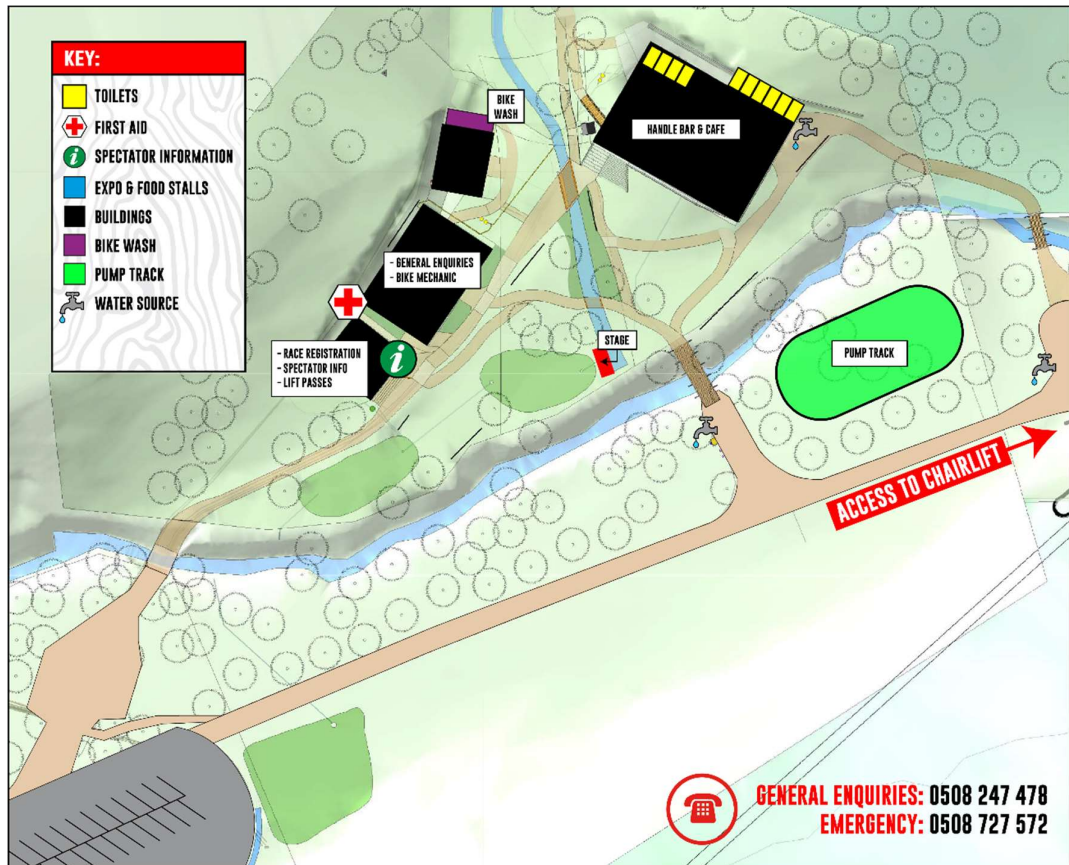
OFFICIAL RACE BOOK



Location

The event village is at Christchurch Adventure Park, Christchurch, New Zealand.

See map below for detailed plan of the village layout.



Event Schedule

Monday 24th October
1800 Course release



Thursday 27th October
Stages 1, 5 & 6 Training (See training information below)

Friday 28th October
Stages 2, 3 & 4 Training (See training information below)




Saturday 29th October
Race Day




EWS Memberships and Qualifying Points



The EWS Memberships are optional, however:

- Only EWS Members will be eligible to receive Global Ranking points.
- All ranking points scored at Enduro World Series, and Qualifier Events will be included in the Global Ranking.

	<ul style="list-style-type: none"> • Global Ranking points will be used on the 31st of December of each year to pre-qualify for the following year's Enduro World Series. <p>EWS Memberships are valid for a calendar year (January – December) 2022 memberships can be renewed / purchased at: * EWS Rider Portal</p>
	<p>Onsite Check-in / Plate Collection</p> <p>Plate collection will be from Guest Services at the Christchurch Adventure Park from Monday 24th onwards. You must have your race plate on your bike for Official Practice.</p> <p>Pick-Up Hours: Monday 0900 - 1700 Tuesday Park is CLOSED Wednesday 1100 – 1800 Thursday 1100 – 1800 Friday 1100 – 1500</p> <p>Any racer who has not checked in / collected their race plate by 1500 Friday will be removed from the start list unless prior discussion has occurred.</p> <p>Altering, cutting, or placing of unauthorized stickers or sponsors logo on race plate is not permitted.</p>
	<p>Race Briefing</p> <p>Race briefing will occur on Friday 28th October at 1800. Briefing will take place in the village from the Phoenix Staging.</p> <p>Briefing is mandatory for all racers.</p> <p>Changes to the rules, course, timetable etc. and details of course marking, tech zones and feed stations will be communicated at the Race Briefing.</p>
	<p>Timing Chips</p> <p>Racers will collect their timing chips on Saturday morning prior to the race (collected from Registration building). Riders should collect their timing chip <u>at least</u> 20 minutes prior to their start time.</p> <p>All riders must wear their timing chip on their RIGHT wrist.</p> <p>Timing chips will then need to be dropped back off at the registration building in order for racers to get their race time. Any racers who withdraw or do not complete the race must return the chips to the finish. Racers of any lost or damaged chips will be issued a \$100 NZD replacement fee.</p>

	<p>Categories</p> <p>Women Under 21 Women Masters 35+ Women Open Men Under 21 Men Masters 35+ Men Open</p> <p>Men Junior (Under 17) Women Junior (Under 17)</p> <p>E-Bike Men Open</p> <p>EWS uses December 31st, 2022 as the calculation date. Juniors are not eligible for EWS points.</p>
	<p>Start List and Start Procedures</p> <p>An initial start list will be published on the 17th of October for racers to check details and a final one will be published on Saturday 22nd October that will include your start times for race day and plate numbers.</p> <p>Any racer who has not checked in / collected their race plate by 1500 Friday 28th will be removed from the start list unless prior discussion has occurred.</p> <p>Racers will be issued an individual start time for Saturday. This time indicates when riders must be at the start platform leaving the village.</p> <p>Racers will NOT have preassigned start times for individual race stages.</p> <p>Late racers will be given the following penalties: Up to 5 minutes late = 1-minute penalty. 5+ minutes late = 5 minutes penalty.</p> <p>If a racer is delayed reaching the start due to some other exceptional circumstances beyond the racer's control (which the rider can provide evidence for), the time penalty may be waived. Any racer affected by a 'significant incident' during a transition or special stage should immediately report to the finish or start official of the affected stage (as applicable).</p> <p>The Race Director has the final right to change start times during the race in case of any unforeseen circumstance.</p>
	<p>Start Order and Seeding</p> <p>Start order will be as follows.</p> <p>Junior Women Junior Men Under 21 Women Master Women Masters Men E-Bike Open Women E-Bike Open Men Under 21 Men Open Women Open Men</p>

Racecourse

Liaison 1

Pedal up the green trail to internal Skid 5 Rd then along that to the start of The GC.

Stage 1

A mixture of The GC, Community Transmission and Wasabi finishing at Valley Rd Skid Site.

Liaison 2

Catch the Chairlift up then head out along Flying Nun to Summit Rd, crossing Sign of the Kiwi under Traffic Management instruction, pedaling up to Victoria Park access then along Bowenvale Traverse to Lava Flow.

Stage 2

Lava Flow finishing before the natives.

Liaison 3

Pedal up the shared use 4wd track to Bowenvale Traverse. Turning left, follow Bowenvale Traverse to the top of Huntsbury DH.

Stage 3

Huntsbury DH, Small section on the 4wd Rd linking into Alley Express then into Bowenvale Bonus.

Liaison 4

Up through Victoria Park 4wd Roads to the top of Victoria Park, then down Summit Rd crossing Dyers Pass at Sign of the Kiwi under Traffic Management instruction, along Summit Rd turning right up Worsleys Rd and onto the Flying Nun.

Stage 4

Gnarly Nun, Flying Nun, Captain Torpedo, Drainpipe into SMC.

Liaison 5

Out the valley along Dreamcatcher, up the Chairlift and around Choir Boy to start of Gung-Ho

Stage 5

Gung-Ho, Pick 'n' Mix, Legalized before peeling off onto a new loam line.

Liaison 6

Up the Chairlift and around Choir Boy to start of Captain Cook.





Stage 6










Captain Cook, Shredzilla, Kama Sutra, Double Vision finishing in the village.




Trailforks GPS Map:



TECHNICAL SCORE	
PHYSICAL SCORE	
	<p>Feed Zones</p> <p>There will be one feed zone, located in Victoria Park at the Texco Jumps. Racers will pass this after Stage 3 on Liaison 4.</p> <p>There is to be no outside assistance during the race.</p>
	<p>Tech Zone</p> <p>The Adventure Park Village is a neutral tech zone.</p> <p>There is to be no outside assistance during the race.</p>
	<p>Training</p> <p>Thursday practice will be on Stage 1, 5 and 6 Friday practice will be on Stages 2, 3 and 4</p> <p>Times for training are as follows: Thursday 27th October Stage 1, 5 and 6 will be open from 1200 to 1800</p>

	<p>Friday 28th October Stages 2, 3 and 4 will be open from 1200 to 1800</p> <p>Racers will be able to complete as many practice runs on each Special Stage as they wish during the designated training time.</p> <p>Racers must have the Event Medics number in their phones prior to training – 0508 727572 – and we request that you “buddy up” for practice so no one is riding alone.</p> <p>Race stages are closed during official practice to all public. All riders on course during practice MUST have plates on their bikes. Any rider on a stage without a plate or outside the official schedule will be disqualified.</p>
	<p>Uplifts</p> <p>As part of your entry ticket, you will have unlimited uplifts for the duration of the week (Monday – Sunday) during operating hours.</p> <p>You will pick up your lift pass when you pick up your race pack from the Race Registration and Spectator Information building (Guest Services) from Monday 24th of October onwards.</p> <p>Although you do use the Chairlift on race day you DO NOT NEED to carry your lift pass on Saturday.</p>
	<p>Protection Rules</p> <p>Full face helmet and knee pads are mandatory on all race stages during training and race day. Open face helmets can be worn on liaisons.</p> <p>Full face helmets must meet MTB NZ Cycling Safety Regulations. Must achieve one of the following approved Safety Certification standards: ASTM-F1952 (ASTM for DH), UN/ECE Reg No. 22, AS 1698, NZ5430, British standard BS 6658 or Japanese standard T8133.</p> <p>We STRONGLY recommend racers to wear; long sleeve shirt, full finger gloves, body protection and elbow pads</p>
	<p>Race Rules</p> <p>All riders are expected to read and understand the Race Book and Rule Book. Unfamiliarity will not be accepted as an excuse for any rule violation.</p> <p>Rulebook 2022.pdf (enduroworldseries.com)</p> <p>The Race Director is authorized to give additional penalties that are not listed in the EWS rules in the case of a rider who fails to respect the other riders, the spirit of the sport, the environment or the organisation.</p> <p>Protests and complaints regarding the race, results, behavior of the other racers and any other sort of issue must be presented to the Race Director within 20 minutes from the posting of the results. Here after, no further discussion will go ahead.</p>
	<p>Results</p> <p>Results will be posted to the event Facebook page and to The Phoenix Enduro website.</p>

	<p>Prizegiving</p> <p>Top 3 from each category will be awarded. Prizegiving to commence at approx. 1700</p>
	<p>Prize Money</p> <p>\$3,000 NZD total 1st Open Men and Open Women: \$750 NZD 2nd Open Men and Open Women: \$500 NZD 3rd Open Men and Open Women: \$250 NZD</p>
	<p>Event First Aid</p> <p>Christchurch Adventure Park Patrol will be the leading first aid cover. Telephone number for emergency dispatch 0508 727572</p>
	<p>Hospital</p> <p>The nearest emergency care clinic is the Riccarton Clinic and After-Hours Medical Centre, 6 Yaldhurst Rd, Upper Riccarton. 9km from the Adventure Park Village.</p>
	<p>Concussion Protocol</p> <p>Any EWS or EWS Qualifier racer who fails a concussion assessment by a qualified medical staff member, during that event, will be removed from the current practice session or race and will be prohibited from further participation in any EWS or EWS Qualifier practice session or race until cleared in writing by a doctor to resume such activity. Should a concussion be confirmed by a medical doctor, the athlete is responsible for completing a 'return to activity' plan.</p>
	<p>Injury / Illness Performance Report</p> <p>Should an injury occur during the event, medical staff may collect rider injury and illness data, in order to monitor the magnitude of issues that may occur. You will not be identifiable at any stage during any collection of this data, and any data collected on you will always be anonymized and kept strictly confidential. The information gathered may be used by the EWS to help guide and direct future rider health and injury/illness prevention initiatives.</p> <p>NB: If you decide you do not want your medical data to be collected during an event of an injury you must advise responding medical staff.</p>
	<p>Bike Wash</p> <p>There is a bike wash station located to the rear of the storage building in the Adventure Park Village.</p>
	<p>Racer Photographs</p> <p>There will be professional photographers on the sides of stages during practice and race days. Pictures will be available to view soon after the race and you'll be able to buy them via the Phoenix Enduro website.</p>
	<p>Travel / Transportation</p> <p><u>By Bike</u> Christchurch is a bike friendly city with bike lanes and a relatively flat landscape. With limited parking onsite, riding to the Park is recommended where possible. It is law in New Zealand that</p>

	<p>helmets are worn whenever riding which includes the Adventure Park. Check out the cycle routes around the city and plan your route accordingly.</p> <p><u>By Car</u> There are a limited number of car parks at the Adventure Park so car-pooling or riding to the Park is suggested where possible. Take care when driving into the Park as there will be riders and pedestrians. The speed limit is 20km/h along the drive and through the Carpark.</p> <p><u>By Bus</u> The closest bus stop to the Christchurch Adventure Park is at on the corner of Hoon Hay Road and Cashmere Road. It is approximately a 30-minute walk from this bus stop to the Park. This stop is on the Orbiter bus route, which operates between 6:14am and midnight on weekdays. For more information visit: https://www.metroinfo.co.nz/timetables/</p> <p><u>By Plane</u> Christchurch has a large international airport that has daily national and international flights. The airport is located 15km from the gates to the Adventure Park.</p>
	<p>Parking</p> <p>There is onsite parking at the Christchurch Adventure Park however we strongly recommend riding into the Park to avoid congestion.</p> <p>All Competitors are asked to park in the paddock before the main carpark.</p> <p>There is NO overnight parking allowed in the Christchurch Adventure Park.</p>
	<p>EWS Qualifiers Enduro World Series Qualifier Series Events</p> <p>Christchurch Adventure Park https://christchurchadventurepark.com/</p> <p>Phoenix Enduro The Phoenix Enduro Christchurch Adventure Park</p>
	<p>Contacts</p> <p>Event Director: Cameron Hill cam.hill@chrsitchurchadventurepark.com Expo / General Enquires: events@christchurchadventurepark.com Media Enquires: juliet@caldercommunications.co.nz</p>